

Learn InterVene Educate
Cardio-Vascular & Thoracic Conference

Indications For Thoracic Surgery

Dr. Amr Ahmed Saleh
Alexandria University

LEADING THE WAY IN CARDIAC, VASCULAR & THORACIC CARE

Alhyatt الحياة



Introduction

- This keynote presentation is an simplified over view of our field of work



Thoracic Surgery

- Trachea
- Lung
- Esophagus
- Diaphragm
- Plura
- Chest Wall
- Mediastinum
- Pericardium



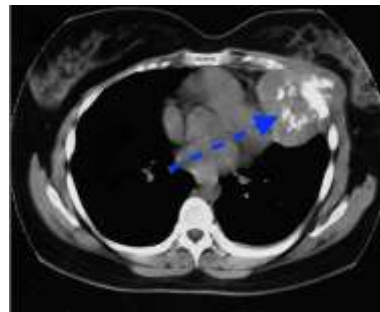
When to Call a Thoracic Surgeon



Chest Wall



Fracture ribs

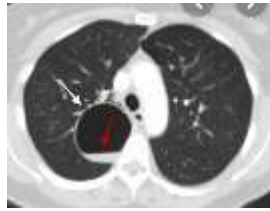


Chest wall Tumors



LUNG

1. Lung Resections
2. lung cancer staging and re-staging
3. Lung Biopsy
4. Bullectomy
5. Lung Volume reduction surgery (LVRS).



Lung Bulla



Lung Mass



Lung Bulla

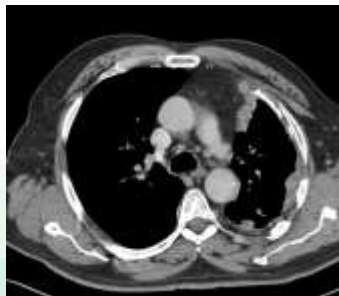


PLUREA

1. Hemothorax
2. pneumothorax
3. Recurrent plural effusion
4. plural Biopsies
5. plural malignancies
6. Encysted plural effusion
7. Decortication



Plural nodules

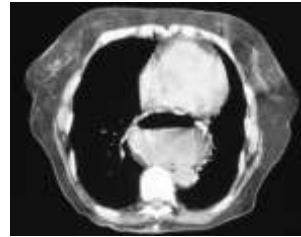


Diaphragm

1. Diaphragmatic rupture
2. Hiatal hernia
3. Eventration



Eventration



Hiatal Hernia



Mediastinum

1. Lymph node Biopsy
2. Mediastinal Tumors (Ant ,Post)
3. Thymectomy
4. Retro Sternal Goitre



Posterior Mediastinal Tumor



Esophagus & Trachea

1. Bronchoscope
2. Esophagoscope
3. Esophageal Cancer Surgery
4. Tracheal Surgery
5. Foreign Bodies



Foreign body



esophageal stent



Thank you

